



Uniden®

BP-100 Accessory Battery Pack

For more exciting new products please visit our website:

Australia: www.uniden.com.au

New Zealand: www.uniden.co.nz

OWNER'S MANUAL



IMPORTANT SAFETY INSTRUCTIONS

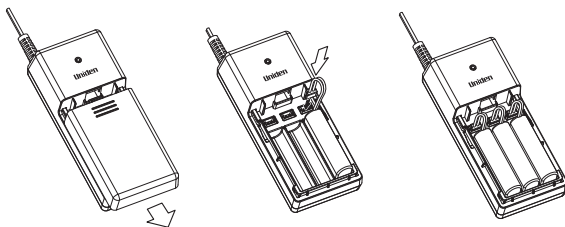
- ◆ Do not expose the device to flames or dispose of it in a fire: the battery may explode.
- ◆ Do not disassemble, modify, or attempt to repair any component of this product.
- ◆ This unit is **NOT** waterproof. **DO NOT** expose this unit to rain or moisture.
- ◆ Use only the batteries indicated in this manual.


What's in the Box?

- ◆ 2 Rechargeable Battery (BT-694)
- ◆ Battery Box
- ◆ If any items are missing or damaged, contact your place of purchase immediately. Never use damaged products!
- ◆ Need help? Get answers at our website:
www.uniden.com.au for Australian model
www.uniden.co.nz for New Zealand model.

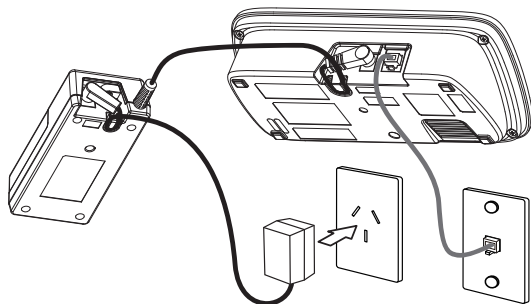
GETTING STARTED

Install Battery



1. Remove the battery from any protective packaging and discard the packaging accordingly. To remove the cover of the battery box, press in on the notch and slide the cover down and off.
 2. Line up the battery connector with the jack inside the battery box; the connector only fits one way.
 3. Push the connector in until it clicks into place; tug gently on the wires to make sure the battery is securely connected.
 4. Replace the cover and slide it into place.
-  **You can install up to 3 battery packs.**

Connect AC Adaptor to base



The BP-100 battery box is connected in-line between the base and AC adaptor of a compatible telephone.

1. Use the AC Adaptor of a compatible base to connect the power jack on the Battery Box to a regular indoor power outlet.
2. Use the power cable to connect to the DC IN port of a compatible base.

 **Battery box will charge under this condition.**

 **Charge completely (about 24 hours) before using.**

Test the Connection

With AC Adaptor

Pick the handset (of a compatible unit) and press the relevant button (to start a call - eg, HOME/FLASH). If you don't hear a dial tone, check the connection between the base and the Battery box.

Without AC Adaptor (During a Black Out)

Pick the handset (of a compatible unit) and press the relevant button (to start a call - eg, HOME/FLASH). If you don't hear a dial tone, check the connection between the base and the Battery box.

Power LED

LED	What it indicates
OFF	No AC adaptor, No charged battery.
ON	AC adaptor powered, one or more battery is charging, or powered.

IMPORTANT INFORMATION

Applicable Uniden Phone Models & AC Adaptors

Model	AC Adaptor Type	Input Voltage	Output Voltage
SSE 35 Series	AAD-041S(M)	100-240V AC, 50-60Hz	9V, 350mA
SSE 37 Series	AAD-041S(M)		9V, 350mA
XDECT R055 Series*	AAD-041S(M)		9V, 350mA
XDECT 8055 Series*	AAD-041S(M)		9V, 350mA
XDECT 8015 Series	PS-S0635YL3		6V, 350mA
Elite 9135 Series	AAD-041S(M)		9V, 350mA

* While the Base unit is powered by the battery box, its BASE LCD backlight won't flash.

Battery Information

Parts Number	Type	Capacity
BT-694	NiMH	650mAh, 2.4V DC

Battery Life under Power Failure

Talk Time	Standby Time	
Up to 1 hour	Up to 1.5 hours	BT-694x 1
Up to 2 hours	Up to 3 hours	BT-694x 2
Up to 3 hours	Up to 4.5 hours	BT-694x 3

ONE-YEAR LIMITED WARRANTY

BP-100

Important:

Satisfactory evidence of the original purchase is required for warranty service. Please refer to our Uniden website for any details or warranty durations offered in addition to those contained below.

Warrantor:

The warrantor is either Uniden Australia Pty Limited ABN 58 001 865 498 ("Uniden Aust") or Uniden New Zealand Limited ("Uniden NZ") as the case maybe.


Terms of Warranty: Uniden Aust/NZ warrants to the original retail purchaser only that the BP-100 ("the Product"), will be free from defects in materials and craftsmanship for the duration of the warranty period, subject to the limitations and exclusions set out below.

Warranty Period: This warranty to the original retail purchaser is only valid in the original country of purchase for a Product first purchased either in Australia or New Zealand and will expire one (1) year from the date of the original retail sale. If a warranty claim is made, this warranty will not apply if the Product is found by Uniden to be:


- A. Damaged or not maintained in a reasonable manner or as recommended in the relevant Uniden Owner's Manual;
- B. Modified, altered or used as part of any conversion kits, subassemblies or any configurations not sold by Uniden Aust or Uniden NZ;
- C. Improperly installed contrary to instructions contained in the relevant Owner's Manual
- D. Repaired by someone other than an authorized Uniden Repair Agent in relation to a defect or malfunction covered by this warranty; or
- E. Used in conjunction with any equipment, parts or a system not manufactured by Uniden.

Parts Covered: This warranty covers the Product and included accessories.


User-generated Data: This warranty does not cover any claimed loss of or damage to user-generated data (including but without limitation phone numbers, addresses and images) that may be stored on your Product.



Statement of Remedy: If the Product is found not to conform to this warranty as stated above, the Warrantor, at its discretion, will either repair the defect or replace the Product without any charge for parts or service. This warranty does not include any reimbursement or payment of any consequential damages claimed to arise from a Product's failure to comply with the warranty. Our goods come with guarantees that cannot be excluded under the Australian Consumer Law. You are entitled to a replacement or refund for a major failure and for compensation for any other reasonably foreseeable loss or damage. You are also entitled to have the goods repaired or replaced if the goods fail to be of acceptable quality and the failure does not amount to a major failure. This warranty is in addition to and sits alongside your rights under either the COMPETITION AND CONSUMER ACT 2010 (Australia) or the CONSUMER GUARANTEES ACT (New Zealand) as the case may be, none of which can be excluded.



Procedure for Obtaining Warranty Service: Depending on the country in which the Product was first purchased, if you believe that your Product does not conform with this warranty, you should deliver the Product, together with satisfactory evidence of your original purchase (such as a legible copy of the sales docket) to Uniden at the addresses shown below. You should contact Uniden regarding any compensation that may be payable for your expenses incurred in making a warranty claim. Prior to delivery, we recommend that you make a backup copy of any phone numbers, images or other data stored on your Product, in case it is lost or damaged during warranty service.



UNIDEN AUSTRALIA PTY LTD

Service Division
345 Princes Highway,
Rockdale, NSW 2216
Phone number: 1300 366 895
Email: custservice@uniden.com.au

UNIDEN NEW ZEALAND LTD

Service Division
150 Harris Road, East Tamaki
Auckland 2013
Phone number: (09) 273 8377
Email: service@uniden.co.nz





Uniden®

©2014 Uniden Australia Pty Ltd/Uniden New Zealand Limited
Printed in Vietnam U01UU298BZZ(0)